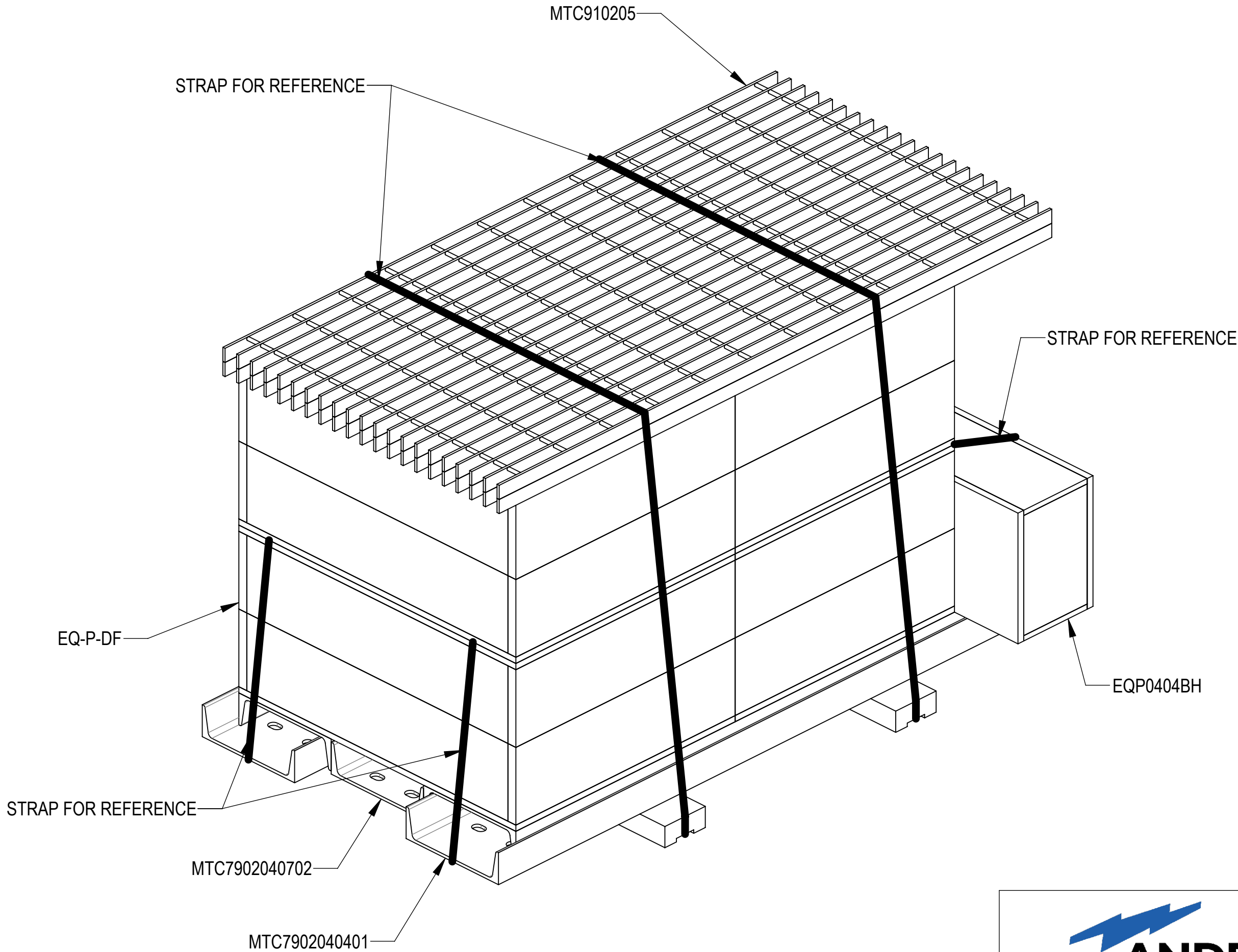





- 4
- 3
- 2
- 1
- 1.0 GENERAL NOTES
- 1.1 ALL METRIC DIMENSIONS ARE IN BRACKETS [X. X]
- 1.2 FOR PATENT INFO: <https://www.adwpat.com>
- 2.0 DESIGN NOTES
- 3.0 MANUFACTURING/SPECIAL REQUIREMENTS
- 3.1 TIGHTEN ALL BOLTS SECURING FLAT PLATES BY THE TURN-OF-NUT METHOD. TIGHTEN ALL U-BOLTS USING TURN-OF-NUT METHOD WITH ATTENTION TO LEAVE EQUAL DISTANCE AND EQUAL FORCE ON EACH LEG OF THE U-BOLT.
- 4.0 TEST
- 5.0 PACKAGING
- 5.1 PACKAGING SHALL MEET ANDREW REQUIREMENTS PER DOCUMENT IS-PL-3005
- 5.2 PRINTED DOCUMENT TO BE PLACED INSIDE POLYBAG AND THEN IN SHIPPING CONTAINER
- 5.3 EXTRA HARDWARE MAY BE SUPPLIED, BAGGED AND SHIPPED

REVISIONS			
REV.	DESCRIPTION	DATE	APPROVED
A	INITIAL RELEASE	RY1002 03JUN25	XK1001 50103099AMO



**ANDREW**[®] an Amphenol company

TOLERANCES		SAP MATERIAL MASTER						
1 PLACE .X[X] ± 0.2[6.3]	3 PLACE .XXX[X] ± 0.060[1.5]	EQ-P0404-DF						
2 PLACE .XX[X] ± 0.12[3.0]	ANGLES ± 2°							
FINISH		MATERIAL						
UNLESS OTHERWISE SPECIFIED DIMENSIONS ARE IN INCHES INTERPRET PER ANSI Y 14.5M-1994	NAME	DATE	TITLE					
	CE RY1002	03JUN25						
	RW RY1002	06/04/2025						
	AD XK1001	06/04/2025	SCALE 1:6	DOCUMENT NO. EQ-P0404-DF				
	RE YMENG	06/05/2025						
	ECN 50103099AMO							
SIZE	Auth Group	INSL	MODEL	DRAWING			SHEET 1 OF 3	
C			VERSION 00	STATUS RE	REVISION A	VERSION 00		STATUS RE

DENSITY		lbs/in³
MASS	533.64	lbs
VOLUME	1890.13	in³
SURFACE AREA	16114.41	in²
HEIGHT		
LENGTH	65"	
WIDTH	48"	

Confidential

4

3

2

1

D

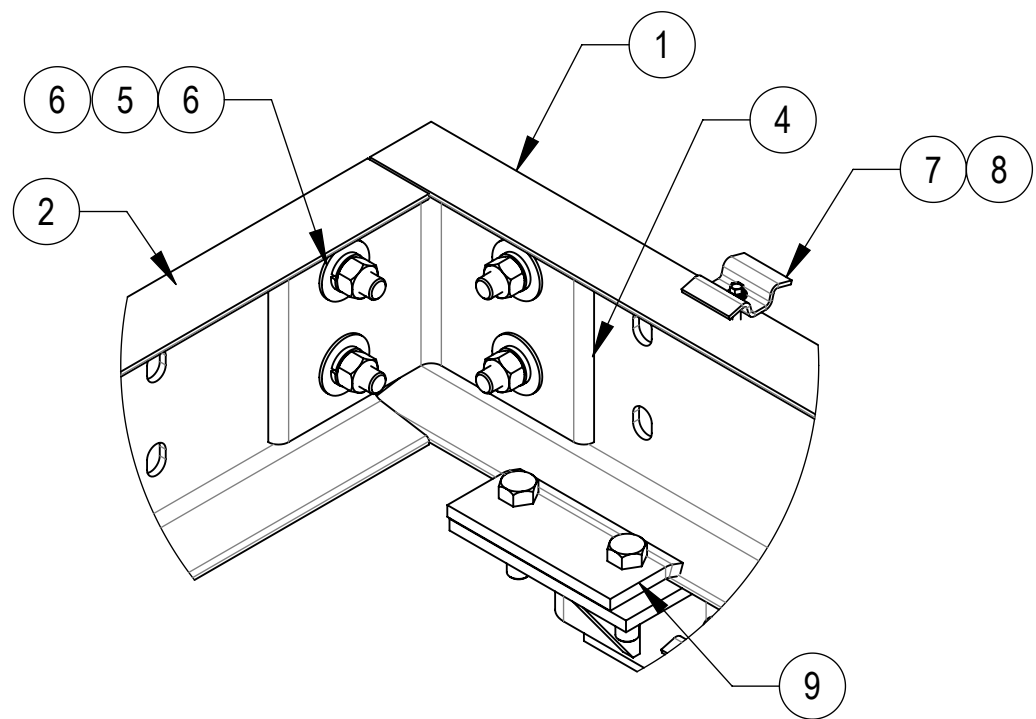
D

C

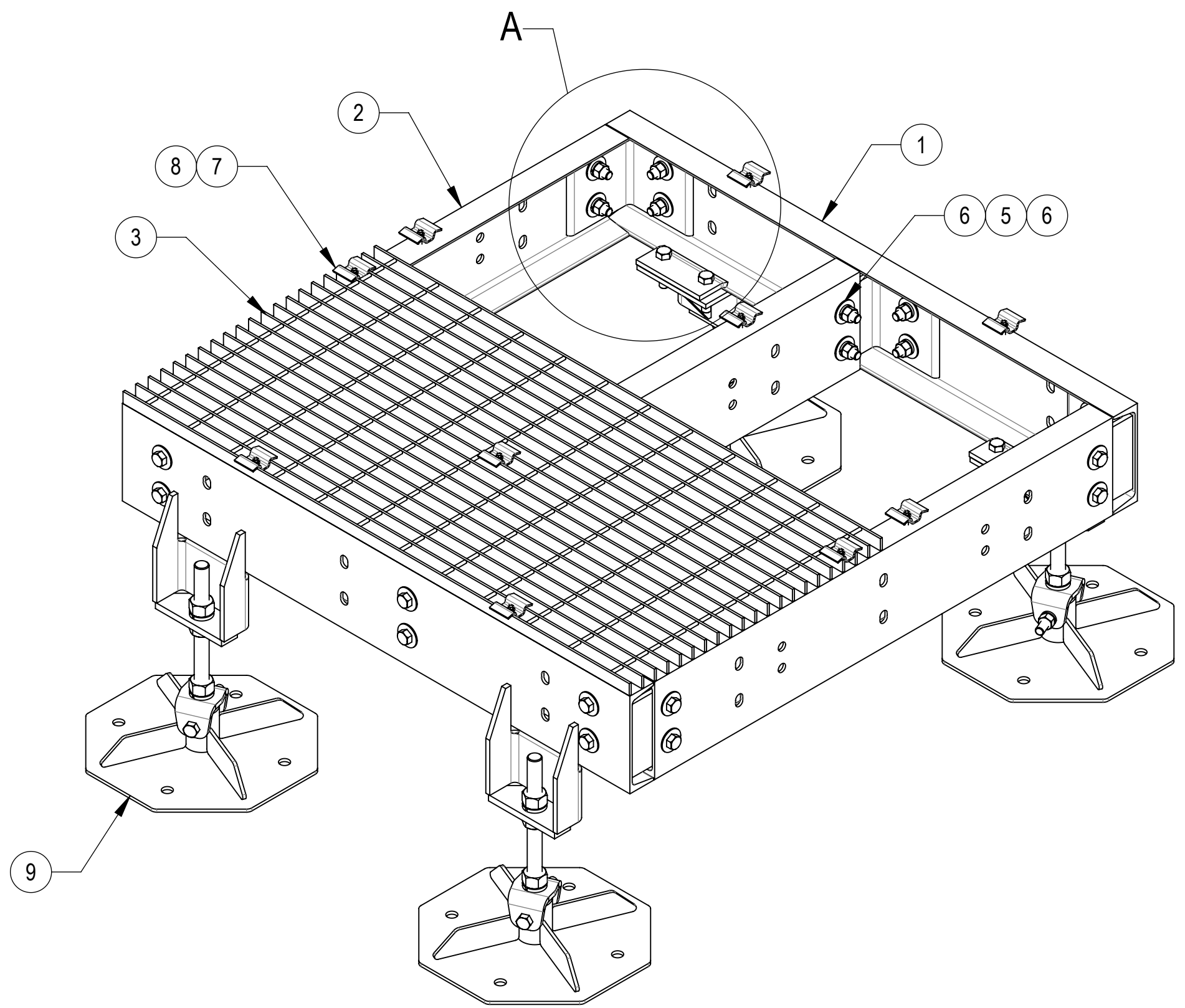
C

B

B



DETAIL A
SCALE 1 : 5


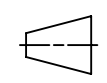


COMPONENT PART NUMBERS PROVIDED FOR ASSEMBLY PURPOSES;
INDIVIDUAL COMPONENTS MAY BE SHIPPED AS PARTS WITHIN AN INCLUDED KIT

ITEM	PART NO.	DESCRIPTION	QTY.	WEIGHT	NOTE NO.
1	MTC7902040401	4' SIDE CHANNEL	2	45.23 LBS	
2	MTC7902040702	4' CENTER CHANNEL	3	40.75 LBS	
3	MTC910205	24" X 48" GRATING	2	56.95 LBS	
4	MTC790203	CHANNEL ADAPTER ANGLE	6	7.07 LBS	
5	GB-05205	5/8" X 2" GALV BOLT KIT	24	0.26 LBS	
6	GWf-05	5/8" GALV FLAT WASHER, 1.7OD	48	0.06 LBS	
7	MTC390324	BAR GRATING CLIP	10	0.17 LBS	
8	TS1220	12-24 X 2" SELF DRILLING SCREW	10	0.03 LBS	
9	EQ-P-DF	EQUIPMENT PLATFORM DISPLACEMENT FOOT	4	37.77 LBS	

HIDE BAR GRATING FOR CLARITY



TITLE				
EQUIPMENT PLATFORM, 4 X 4, 4DF				
SIZE	SCALE	DOCUMENT NO.		
C	1:8	EQ-P0404-DF		
 	DRAWING			SHEET 2 OF 3
	VERSION	STATUS	REVISION	
	00	RE	A	

Confidential

4

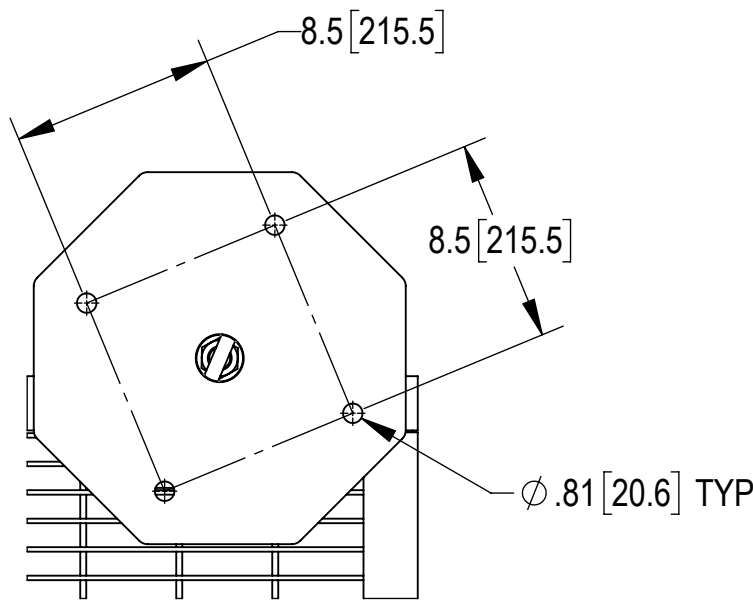
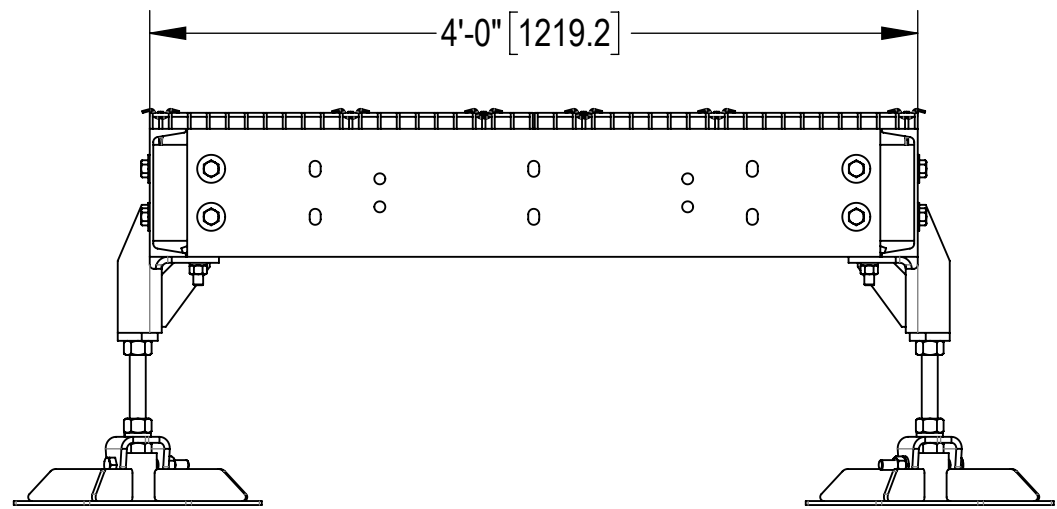
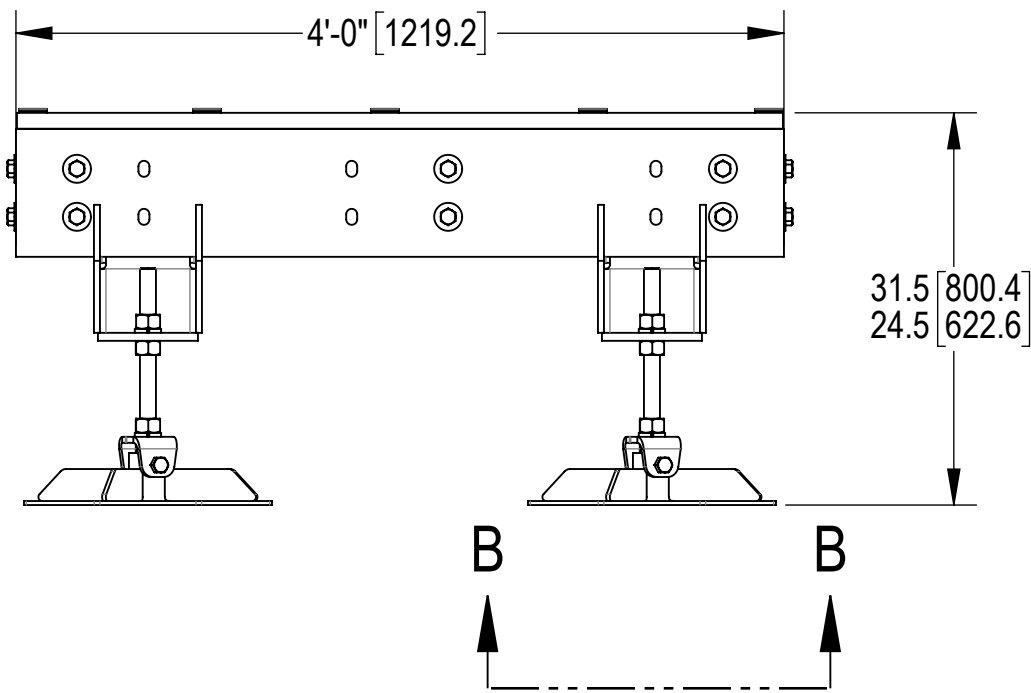
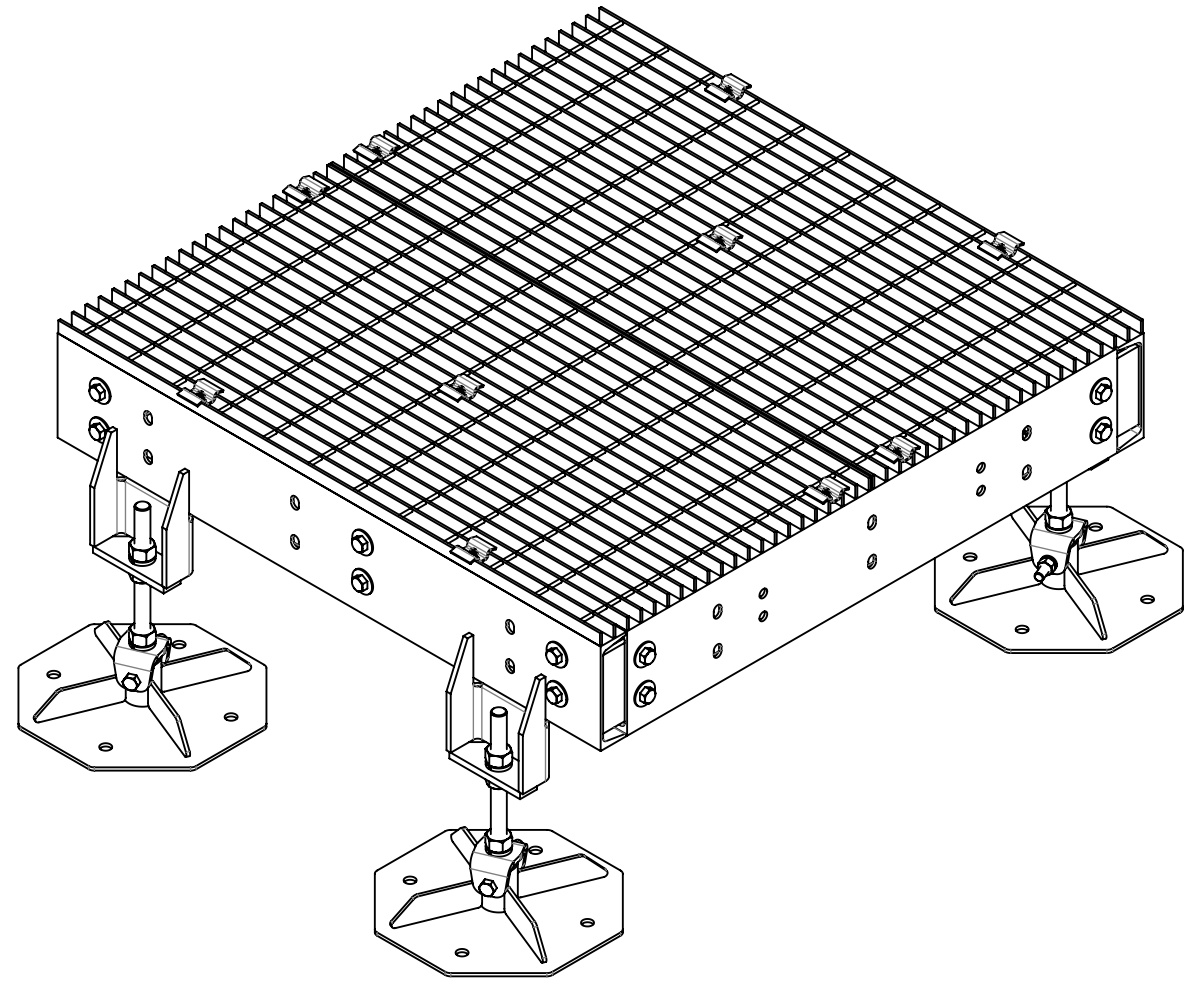
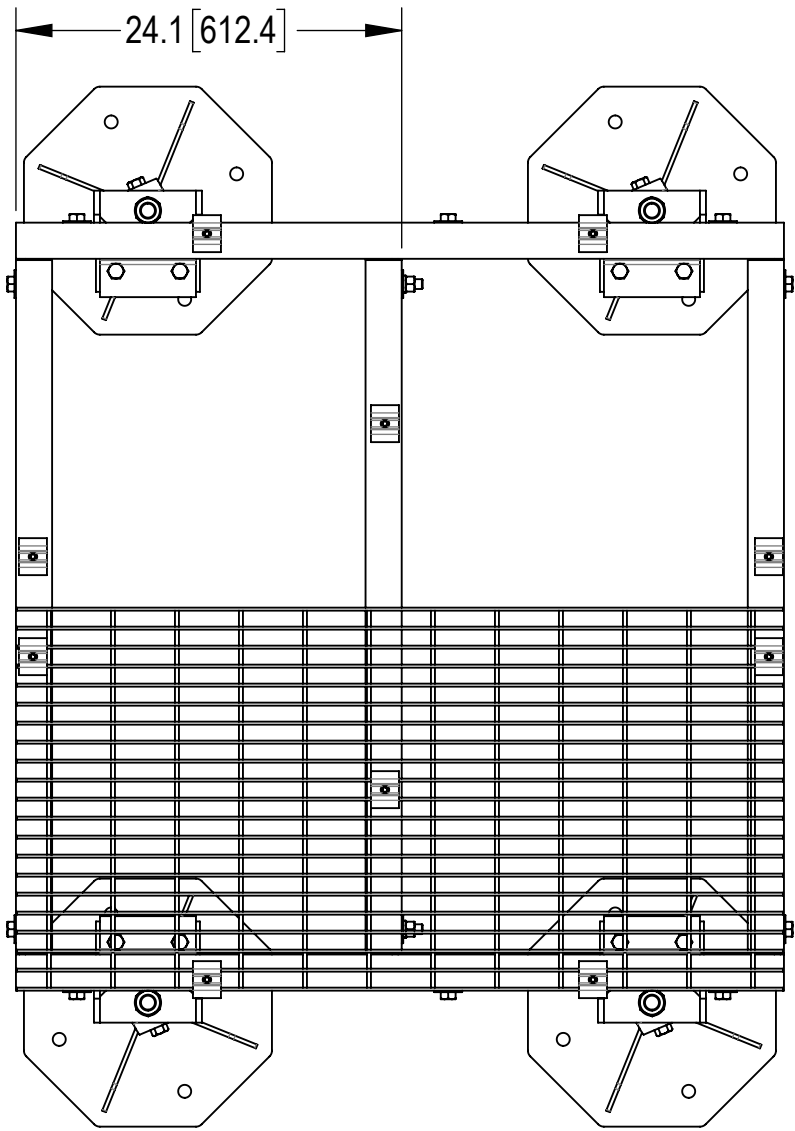
3

2

1

A

A



VIEW B-B
SCALE 1 : 8

HIDE BAR GRATING FOR CLARITY



TITLE
EQUIPMENT PLATFORM, 4 X 4, 4DF

SIZE
C

SCALE
1:12

DOCUMENT NO.
EQ-P0404-DF



DRAWING
VERSION
00

STATUS
RE

REVISION
A

SHEET
3 OF 3

Confidential