


# 4P-2L2M-B2



4-port sector antenna, 2x 694-960 and 2x 1695-2690 MHz, 65° HPBW, 2x RET

- All Internal RET actuators are connected in “Cascaded SRET” configuration
- Uses the 4.3-10 connector which is 40 percent smaller than the 7-16 DIN connector
- Tilt indicator is available

## General Specifications

<b>Antenna Type</b>	Sector
<b>Band</b>	Multiband
<b>Color</b>	Light Gray (RAL 7035)
<b>Grounding Type</b>	RF connector inner conductor and body grounded to reflector and mounting bracket
<b>Performance Note</b>	Outdoor usage
<b>Radome Material</b>	Fiberglass, UV resistant
<b>Radiator Material</b>	Aluminum
<b>Reflector Material</b>	Aluminum
<b>RF Connector Interface</b>	4.3-10 Female
<b>RF Connector Location</b>	Bottom
<b>RF Connector Quantity, mid band</b>	2
<b>RF Connector Quantity, low band</b>	2
<b>RF Connector Quantity, total</b>	4

## Remote Electrical Tilt (RET) Information


<b>RET Hardware</b>	CommRET v2
<b>RET Interface</b>	8-pin DIN Female   8-pin DIN Male
<b>RET Interface, quantity</b>	1 female   1 male
<b>Input Voltage</b>	10-30 Vdc
<b>Internal RET</b>	Low band (1)   Mid band (1)
<b>Power Consumption, active state, maximum</b>	10 W
<b>Power Consumption, idle state, maximum</b>	2 W
<b>Protocol</b>	3GPP/AISG 2.0 (Single RET)

# 4P-2L2M-B2

## Dimensions

<b>Width</b>	277 mm   10.906 in
<b>Depth</b>	167 mm   6.575 in
<b>Length</b>	1997 mm   78.622 in
<b>Net Weight, antenna only</b>	14.6 kg   32.187 lb


## Array Layout



Array ID	Frequency (MHz)	RF Connector	HPBW	RET (SRET)	AISG No.	RET UID
R1	694-960	1 - 2	65°	1	AISG1	CPxxxxxxxxxxxxxxxxR1
Y1	1695-2690	3 - 4	65°	2	AISG1	CPxxxxxxxxxxxxxxxxY1

(Sizes of colored boxes are not true depictions of array sites)

## Port Configuration



## Electrical Specifications

# 4P-2L2M-B2

<b>Impedance</b>	50 ohm
<b>Operating Frequency Band</b>	1695 – 2690 MHz   694 – 960 MHz
<b>Polarization</b>	±45°
<b>Total Input Power, maximum</b>	500 W

## Electrical Specifications

	<b>R1</b>	<b>R1</b>	<b>R1</b>	<b>Y1</b>	<b>Y1</b>	<b>Y1</b>	<b>Y1</b>
	<b>698–806</b>	<b>790–894</b>	<b>890–960</b>	<b>1695–1995</b>	<b>1920–2300</b>	<b>2300–2500</b>	<b>2490–2690</b>
<b>Frequency Band, MHz</b>							
<b>RF Port</b>	1,2	1,2	1,2	3,4	3,4	3,4	3,4
<b>Gain, dBi</b>	15.4	15.9	16	17.9	18.2	18.3	18.6
<b>Beamwidth, Horizontal, degrees</b>	71	67	65	63	62	62	60
<b>Beamwidth, Vertical, degrees</b>	10.7	9.9	9.3	6.6	5.9	5.2	5
<b>Beam Tilt, degrees</b>	2–12	2–12	2–12	2–12	2–12	2–12	2–12
<b>USLS (First Lobe), dB</b>	17	21	19	18	21	21	20
<b>Front-to-Back Ratio, Copolarization 180° ± 30°, dB</b>	29	28	28	28	29	28	27
<b>Isolation, Cross Polarization, dB</b>	28	28	28	28	28	28	28
<b>Isolation, Inter-band, dB</b>	28	28	28	28	28	28	28
<b>VSWR   Return loss, dB</b>	1.5 14.0	1.5 14.0	1.5 14.0	1.5 14.0	1.5 14.0	1.5 14.0	1.5 14.0
<b>PIM, 3rd Order, 2 x 20 W, dBc</b>	-153	-153	-153	-153	-153	-153	-153
<b>Input Power per Port, maximum, watts</b>	250	250	250	200	200	200	200

## Mechanical Specifications

<b>Wind Loading @ Velocity, frontal</b>	267.0 N @ 150 km/h (60.0 lbf @ 150 km/h)
<b>Wind Loading @ Velocity, lateral</b>	403.0 N @ 150 km/h (90.6 lbf @ 150 km/h)
<b>Wind Loading @ Velocity, rear</b>	534.0 N @ 150 km/h (120.0 lbf @ 150 km/h)
<b>Wind Speed, maximum</b>	241 km/h (150 mph)

## Packaging and Weights

<b>Width, packed</b>	372 mm   14.646 in
<b>Depth, packed</b>	277 mm   10.906 in
<b>Length, packed</b>	2197 mm   86.496 in
<b>Weight, gross</b>	23.6 kg   52.029 lb

# 4P-2L2M-B2

---

## Regulatory Compliance/Certifications

<b>Agency</b>	<b>Classification</b>
ISO 9001:2015	Designed, manufactured and/or distributed under this quality management system
UK-ROHS	Compliant

## Included Products

BSAMNT-B95-04	–	Wide Profile Antenna Downtilt Mounting Kit for 2.4 - 4.5 in (60 - 115 mm) OD round members. Kit contains one scissor top bracket set and one bottom bracket set.
---------------	---	------------------------------------------------------------------------------------------------------------------------------------------------------------------

## \* Footnotes

<b>Performance Note</b>	Severe environmental conditions may degrade optimum performance
-------------------------	-----------------------------------------------------------------

# BSAMNT-B95-04

---



Wide Profile Antenna Downtilt Mounting Kit for 2.4 - 4.5 in (60 - 115 mm) OD round members. Kit contains one scissor top bracket set and one bottom bracket set.

## Product Classification

**Product Type** Downtilt mounting kit

## General Specifications

**Application** Outdoor

**Color** Silver

## Dimensions

**Compatible Diameter, maximum** 115 mm | 4.528 in

**Compatible Diameter, minimum** 60 mm | 2.362 in

**Weight, net** 4.5 kg | 9.921 lb

## Material Specifications

**Material Type** Galvanized steel

## Packaging and Weights

**Included** Brackets | Hardware

**Packaging quantity** 2

## Regulatory Compliance/Certifications

### Agency

CE Compliant with the relevant CE product directives  
ISO 9001:2015 Designed, manufactured and/or distributed under this quality management system

### Classification

