


# RV4PX308R-V2



10-port sector antenna, 2x 694–960 and 8x 1695–2690 MHz, 65° HPBW, 5x RET with manual override. Bands cascaded SRET.

**OBSOLETE**

This product was discontinued on: November 30, 2023

Replaced By:

RV4-65B-R5-V2      10-port sector antenna, 2x 694–960 and 8x 1695–2690 MHz, 65° HPBW, 5x RET

## General Specifications

Antenna Type	Sector
Band	Multiband
Grounding Type	RF connector inner conductor and body grounded to reflector and mounting bracket
Performance Note	Outdoor usage   Wind loading figures are validated by wind tunnel measurements described in white paper WP-112534-EN
Radome Material	Fiberglass, UV resistant
Radiator Material	Brass   Low loss circuit board
Reflector Material	Aluminum
RF Connector Interface	7-16 DIN Female
RF Connector Location	Bottom
RF Connector Quantity, high band	8
RF Connector Quantity, mid band	0
RF Connector Quantity, low band	2
RF Connector Quantity, total	10

## Remote Electrical Tilt (RET) Information

RET Interface	8-pin DIN Female   8-pin DIN Male
RET Interface, quantity	1 female   1 male
Input Voltage	10–30 Vdc
Internal RET	High band (4)   Low band (1)

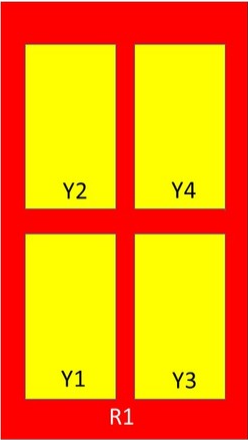
# RV4PX308R-V2

Power Consumption, idle state, maximum	2 W
Power Consumption, normal conditions, maximum	13 W
Protocol	3GPP/AISG 2.0 (Single RET)

## Dimensions

Width	350 mm   13.78 in
Depth	208 mm   8.189 in
Length	2065 mm   81.299 in
Net Weight, without mounting kit	31.8 kg   70.107 lb

## Array Layout



Array	Freq (MHz)	Conns	RET (SRET)	AISG RET UID
R1	694-960	1-2	1	ARxxxxxxxxxxxxxxR1
Y1	1695-2690	3-4	2	ARxxxxxxxxxxxxxxY1
Y2	1695-2690	5-6	3	ARxxxxxxxxxxxxxxY2
Y3	1695-2690	7-8	4	ARxxxxxxxxxxxxxxY3
Y4	1695-2690	9-10	5	ARxxxxxxxxxxxxxxY4

Left


Right

Bottom

(Sizes of colored boxes are not true depictions of array sizes)

## Port Configuration

# RV4PX308R-V2



## Electrical Specifications

Impedance	50 ohm
Operating Frequency Band	1695 – 2690 MHz   694 – 960 MHz
Polarization	±45°
Total Input Power, maximum	1,000 W @ 50 °C

## Electrical Specifications

Frequency Band, MHz	694–790	790–890	890–960	1695–1880	1850–1990	1920–2180	2300–2690
Gain, dBi	15.3	15.7	15.9	16.2	16.5	16.7	17.3
Beamwidth, Horizontal, degrees	69	68	65	63	61	62	63
Beamwidth, Vertical, degrees	12.6	11.1	10.4	10.5	9.8	9.1	7.4
Beam Tilt, degrees	0–10	0–10	0–10	0–10	0–10	0–10	0–10
USLS (First Lobe), dB	18	18	18	18	18	18	18
Front-to-Back Ratio at 180°, dB	31	32	34	33	40	36	39
Isolation, Cross Polarization, dB	28	28	28	30	30	30	30
Isolation, Inter-band, dB	30	30	30	30	30	30	30
VSWR   Return loss, dB	1.5   14.0	1.5   14.0	1.5   14.0	1.5   14.0	1.5   14.0	1.5   14.0	1.5   14.0

# RV4PX308R-V2

<b>PIM, 3rd Order, 2 x 20 W, dBc</b>	-150	-150	-150	-150	-150	-150	-150
<b>Input Power per Port at 50°C, maximum, watts</b>	200	200	200	175	175	175	175

## Mechanical Specifications

<b>Wind Loading @ Velocity, frontal</b>	348.0 N @ 150 km/h (78.2 lbf @ 150 km/h)
<b>Wind Loading @ Velocity, lateral</b>	294.0 N @ 150 km/h (66.1 lbf @ 150 km/h)
<b>Wind Loading @ Velocity, maximum</b>	737.0 N @ 150 km/h (165.7 lbf @ 150 km/h)
<b>Wind Loading @ Velocity, rear</b>	369.0 N @ 150 km/h (83.0 lbf @ 150 km/h)
<b>Wind Speed, maximum</b>	241 km/h (150 mph)

## Packaging and Weights

<b>Width, packed</b>	436 mm   17.165 in
<b>Depth, packed</b>	320 mm   12.598 in
<b>Length, packed</b>	2250 mm   88.583 in
<b>Weight, gross</b>	51.9 kg   114.42 lb

## Regulatory Compliance/Certifications

<b>Agency</b>	<b>Classification</b>
CE	Compliant with the relevant CE product directives
CHINA-ROHS	Above maximum concentration value
ISO 9001:2015	Designed, manufactured and/or distributed under this quality management system
REACH-SVHC	Compliant as per SVHC revision on <a href="http://www.andrew.com/ProductCompliance">www.andrew.com/ProductCompliance</a>
ROHS	Compliant/Exempted
UK-ROHS	Compliant/Exempted



## Included Products

T-029-GL-E	–	Adjustable Tilt Pipe Mounting Kit for 2.362"-4.5" (60-115mm) OD round members for panel antennas. Includes 2 clamp sets.
------------	---	--

## \* Footnotes

<b>Performance Note</b>	Severe environmental conditions may degrade optimum performance
-------------------------	---