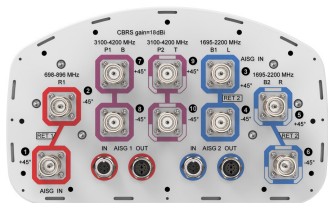


# NHHSS-65C-R2BT6



10-port sector antenna, 2x 698–896, 4x 1695–2200 and 4x 3100-4200 MHz, 65° HPBW, 2x RETs and 2x SBTs. Both high bands share the same electrical tilt.

- Perfect antenna to add 3.5GHz CBRS to macro sites
- Low band and mid band performance mirrors the performance of existing NHH hex port antennas
- Interleaved dipole technology providing for attractive, low wind load mechanical package
- Internal SBT on low and high band allow remote RET control from the radio over the RF jumper cable
- One LB RET and one HB RET. Both high bands are controlled by one RET to ensure same tilt level for 4x MIMO

## OBSOLETE

This product was discontinued on: **March 30, 2023**

### Replaced By:

NHHSS-65C-R2BT4      10-port sector antenna, 2x 698–896, 4x 1695–2200 and 4x 3100-4200 MHz, 65° HPBW, 2x RETs and 2x SBTs. Both high bands share the same electrical tilt.

## General Specifications

|                                  |  |
|----------------------------------|--|
| Antenna Type                     | Sector   |
| Band                             | Multiband  |
| Color                            | Light Gray (RAL 7035)  |
| Grounding Type                   | RF connector inner conductor and body grounded to reflector and mounting bracket |
| Performance Note                 | Outdoor usage  |
| Radome Material                  | Fiberglass, UV resistant   |
| Radiator Material                | Aluminum   Low loss circuit board  |
| Reflector Material               | Aluminum   |
| RF Connector Interface           | 4.3-10 Female  |
| RF Connector Location            | Bottom   |
| RF Connector Quantity, high band | 4  |
| RF Connector Quantity, mid band  | 4  |
| RF Connector Quantity, low band  | 2  |

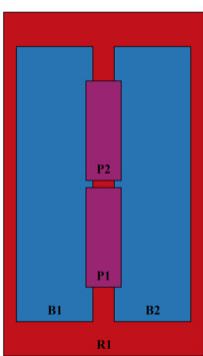
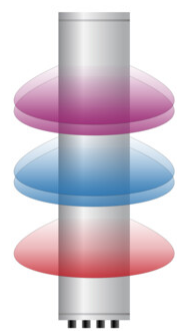
# NHHSS-65C-R2BT6

|  |  |
|--|--|
| RF Connector Quantity, total             | 10   |
| Remote Electrical Tilt (RET) Information |  |
| RET Hardware                             | CommRET v2   |
| RET Interface                            | 4x 8 pin connector as per IEC 60130-9 Daisy chain in: Male / Daisy chain out: Female Pin3: RS485A(AISG_B), Pin5: RS485B(AISG_A), Pin6: DC 10~30V, Pin7: DC_ Return |
| RET Interface, quantity                  | 2 female   2 male  |
| Input Voltage                            | 10~30 Vdc  |
| Internal Bias Tee                        | Port 1   Port 3  |
| Internal RET                             | Low band (1)   Mid band (1)  |
| Power Consumption, active state, maximum | 10 W   |
| Power Consumption, idle state, maximum   | 2 W  |
| Protocol                                 | 3GPP/AISG 2.0 (Single RET)   |

## Dimensions

|                                  |                     |
|----------------------------------|---------------------|
| Width                            | 301 mm   11.85 in   |
| Depth                            | 181 mm   7.126 in   |
| Length                           | 2438 mm   95.984 in |
| Net Weight, without mounting kit | 28.1 kg   61.95 lb  |

## Array Layout

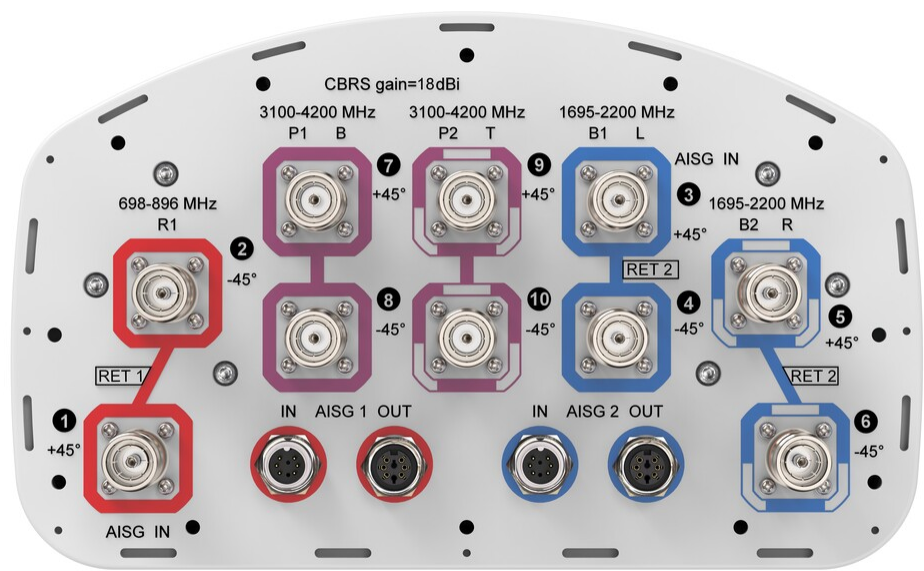


| Array ID | Frequency (MHz) | RF Connector | RET (SRET) | AISG No. | AISG RET UID       |
|----------|-----------------|--------------|------------|----------|--------------------|
| R1       | 698-896         | 1 - 2        | 1          | AISG1    | CPxxxxxxxxxxxxxxR1 |
| B1       | 1695-2200       | 3 - 4        | 2          | AISG2    | CPxxxxxxxxxxxxxxB1 |
| B2       | 1695-2200       | 5 - 6        |            |          |                    |
| P1       | 3100-4200       | 7 - 8        | N/A        | NA       | N/A                |
| P2       | 3100-4200       | 9 - 10       |            |          |                    |

(Sizes of colored boxes are not true depictions of array sizes)

## Port Configuration

# NHHSS-65C-R2BT6



## Electrical Specifications

|                            |   |
|----------------------------|---|
| Impedance                  | 50 ohm  |
| Operating Frequency Band   | 1695 – 2200 MHz   3100 – 4200 MHz   698 – 896 MHz |
| Polarization               | ±45°  |
| Total Input Power, maximum | 1,000 W @ 50 °C                                   |

## Electrical Specifications

| Frequency Band, MHz               | 698–806    | 806–896    | 1695–1880  | 1850–1990  | 1920–2200  | 3100–3550  | 3550–3700  | 3700–4200  |
|-----------------------------------|------------|------------|------------|------------|------------|------------|------------|------------|
| Gain, dBi                         | 15.8       | 16         | 17.5       | 17.8       | 18         | 17.1       | 17.5       | 17.4       |
| Beamwidth, Horizontal, degrees    | 64         | 62         | 67         | 62         | 63         | 54         | 63         | 62         |
| Beamwidth, Vertical, degrees      | 8.9        | 7.9        | 5.6        | 5.2        | 5          | 5.8        | 5.2        | 4.9        |
| Beam Tilt, degrees                | 0–11       | 0–11       | 0–7        | 0–7        | 0–7        | 6          | 6          | 6          |
| USLS (First Lobe), dB             | 19         | 19         | 19         | 21         | 23         | 15         | 20         | 20         |
| Front-to-Back Ratio at 180°, dB   | 28         | 31         | 32         | 31         | 28         | 30         | 34         | 32         |
| CPR at Boresight, dB              | 23         | 19         | 18         | 19         | 19         | 15         | 18         | 16         |
| Isolation, Cross Polarization, dB | 25         | 25         | 25         | 25         | 25         | 25         | 25         | 25         |
| Isolation, Inter-band, dB         | 25         | 25         | 25         | 25         | 25         | 30         | 30         | 30         |
| VSWR   Return loss, dB            | 1.5   14.0 | 1.5   14.0 | 1.5   14.0 | 1.5   14.0 | 1.5   14.0 | 1.5   14.0 | 1.5   14.0 | 1.5   14.0 |

# NHHSS-65C-R2BT6

|   |      |      |      |      |      |      |      |      |
|---|------|------|------|------|------|------|------|------|
| <b>PIM, 3rd Order, 2 x 20 W, dBc</b>                | -153 | -153 | -153 | -153 | -153 | -145 | -145 | -145 |
| <b>Input Power per Port at 50°C, maximum, watts</b> | 300  | 300  | 300  | 300  | 300  | 100  | 100  | 100  |

## Mechanical Specifications

|   |   |
|---|---|
| <b>Wind Loading @ Velocity, lateral</b> | 330.0 N @ 150 km/h (74.2 lbf @ 150 km/h)  |
| <b>Wind Loading @ Velocity, maximum</b> | 757.0 N @ 150 km/h (170.2 lbf @ 150 km/h) |
| <b>Wind Loading @ Velocity, rear</b>    | 398.0 N @ 150 km/h (89.5 lbf @ 150 km/h)  |
| <b>Wind Speed, maximum</b>              | 241 km/h (150 mph)                        |

## Packaging and Weights

|                       |                      |
|-----------------------|----------------------|
| <b>Width, packed</b>  | 441 mm   17.362 in   |
| <b>Depth, packed</b>  | 337 mm   13.268 in   |
| <b>Length, packed</b> | 2583 mm   101.693 in |
| <b>Weight, gross</b>  | 40.8 kg   89.948 lb  |

## Regulatory Compliance/Certifications

| <b>Agency</b> | <b>Classification</b>  |
|---------------|--|
| CHINA-ROHS    | Above maximum concentration value  |
| ISO 9001:2015 | Designed, manufactured and/or distributed under this quality management system |
| ROHS          | Compliant/Exempted   |
| UK-ROHS       | Compliant/Exempted   |



## Included Products

|          |   |  |
|----------|---|--|
| BSAMNT-3 | – | Wide Profile Antenna Downtilt Mounting Kit for 2.4 - 4.5 in (60 - 115 mm) OD round members. Kit contains one scissor top bracket set and one bottom bracket set. |
|----------|---|--|

## \* Footnotes

|                         |   |
|-------------------------|---|
| <b>Performance Note</b> | Severe environmental conditions may degrade optimum performance |
|-------------------------|---|

# BSAMNT-3



Wide Profile Antenna Downtilt Mounting Kit for 2.4 - 4.5 in (60 - 115 mm) OD round members. Kit contains one scissor top bracket set and one bottom bracket set.

## Product Classification

**Product Type** Downtilt mounting kit

## General Specifications

**Application** Outdoor

**Color** Silver

## Dimensions

**Compatible Diameter, maximum** 115 mm | 4.528 in

**Compatible Diameter, minimum** 60 mm | 2.362 in

**Weight, net** 6.2 kg | 13.669 lb

## Material Specifications

**Material Type** Galvanized steel

## Packaging and Weights

**Included** Brackets | Hardware

**Packaging quantity** 1

**Weight, gross** 6.4 kg | 14.11 lb

## Regulatory Compliance/Certifications

| Agency        | Classification   |
|---------------|--|
| CE            | Compliant with the relevant CE product directives  |
| CHINA-ROHS    | Below maximum concentration value  |
| ISO 9001:2015 | Designed, manufactured and/or distributed under this quality management system   |
| REACH-SVHC    | Compliant as per SVHC revision on <a href="http://www.andrew.com/ProductCompliance">www.andrew.com/ProductCompliance</a> |
| ROHS          | Compliant  |
| UK-ROHS       | Compliant  |

