


# FVV-65B-R3-V1



6-port sector antenna, 2x 617-894 and 4x 1695–2690 MHz, 65° HPBW, 3x RET, 600 MHz-Ready Antenna Technology

## General Specifications

Antenna Type	Sector
Band	Multiband
Color	Light Gray (RAL 7035)
Grounding Type	RF connector inner conductor and body grounded to reflector and mounting bracket
Performance Note	Outdoor usage
Radome Material	Fiberglass, UV resistant
Reflector Material	Aluminum
RF Connector Interface	4.3-10 Female
RF Connector Location	Bottom
RF Connector Quantity, high band	4
RF Connector Quantity, mid band	0
RF Connector Quantity, low band	2
RF Connector Quantity, total	6

## Remote Electrical Tilt (RET) Information


RET Hardware	CommRET v2
RET Interface	8-pin DIN Female   8-pin DIN Male
RET Interface, quantity	1 female   1 male
Input Voltage	10–30 Vdc
Internal RET	High band (2)   Low band (1)
Power Consumption, active state, maximum	8 W
Power Consumption, idle state, maximum	1 W
Protocol	3GPP/AISG 2.0

## Dimensions

# FVV-65B-R3-V1

Width	300 mm   11.811 in
Depth	181 mm   7.126 in
Length	1828 mm   71.969 in
Net Weight, without mounting kit	20.7 kg   45.636 lb


## Array Layout



Array ID	Frequency (MHz)	RF Connector	RET (SRET)	AISG No.	AISG RET UID
R1	617-894	1 - 2	1	AISG1	CPxxxxxxxxxxxxR1
Y1	1695-2690	3 - 4	2	AISG1	CPxxxxxxxxxxxxY1
Y2	1695-2690	5 - 6	3	AISG1	CPxxxxxxxxxxxxY2

(Sizes of colored boxes are not true depictions of array sizes)

## Port Configuration



## Electrical Specifications

Impedance	50 ohm
Operating Frequency Band	1695 – 2690 MHz   617 – 894 MHz
Polarization	±45°

# FVV-65B-R3-V1

Total Input Power, maximum 900 W @ 50 °C

## Electrical Specifications

Frequency Band, MHz	617–698	698–894	1695–1880	1850–1990	1920–2200	2300–2500	2500–2690
Gain, dBi	14.3	14.7	17.5	18.1	18.4	18.7	18.7
Beamwidth, Horizontal, degrees	71	70	66	64	64	63	60
Beamwidth, Vertical, degrees	14.5	12.2	5.6	5.3	5	4.4	4.2
Beam Tilt, degrees	2–14	2–14	2–12	2–12	2–12	2–12	2–12
USLS (First Lobe), dB	20	19	18	18	19	20	20
Front-to-Back Ratio at 180°, dB	25	29	37	35	31	28	32
Isolation, Cross Polarization, dB	25	25	25	25	25	25	25
Isolation, Inter-band, dB	28	28	28	28	28	28	28
VSWR   Return loss, dB	1.5   14.0	1.5   14.0	1.5   14.0	1.5   14.0	1.5   14.0	1.5   14.0	1.5   14.0
PIM, 3rd Order, 2 x 20 W, dBc	-150	-150	-150	-150	-150	-150	-150
Input Power per Port at 50°C, maximum, watts	250	250	200	200	200	200	200

## Mechanical Specifications

Effective Projective Area (EPA), frontal	0.26 m²   2.799 ft²
Effective Projective Area (EPA), lateral	0.22 m²   2.368 ft²
Wind Loading @ Velocity, frontal	278.0 N @ 150 km/h (62.5 lbf @ 150 km/h)
Wind Loading @ Velocity, lateral	230.0 N @ 150 km/h (51.7 lbf @ 150 km/h)
Wind Loading @ Velocity, maximum	537.0 N @ 150 km/h (120.7 lbf @ 150 km/h)
Wind Loading @ Velocity, rear	282.0 N @ 150 km/h (63.4 lbf @ 150 km/h)
Wind Speed, maximum	241 km/h (150 mph)

## Packaging and Weights

Width, packed	560 mm   22.047 in
Depth, packed	337 mm   13.268 in
Length, packed	1973 mm   77.677 in
Weight, gross	27 kg   59.525 lb

## Regulatory Compliance/Certifications

# FVV-65B-R3-V1

Agency	Classification
CHINA-ROHS	Above maximum concentration value
ISO 9001:2015	Designed, manufactured and/or distributed under this quality management system
ROHS	Compliant/Exempted
UK-ROHS	Compliant/Exempted



## Included Products

BSAMNT-3	–	Wide Profile Antenna Downtilt Mounting Kit for 2.4 - 4.5 in (60 - 115 mm) OD round members. Kit contains one scissor top bracket set and one bottom bracket set.
----------	---	--

## \* Footnotes

Performance Note	Severe environmental conditions may degrade optimum performance
------------------	---

# BSAMNT-3



Wide Profile Antenna Downtilt Mounting Kit for 2.4 - 4.5 in (60 - 115 mm) OD round members. Kit contains one scissor top bracket set and one bottom bracket set.

## Product Classification

**Product Type** Downtilt mounting kit

## General Specifications

**Application** Outdoor

**Color** Silver

## Dimensions

**Compatible Diameter, maximum** 115 mm | 4.528 in

**Compatible Diameter, minimum** 60 mm | 2.362 in

**Weight, net** 6.2 kg | 13.669 lb

## Material Specifications

**Material Type** Galvanized steel

## Packaging and Weights

**Included** Brackets | Hardware

**Packaging quantity** 1

**Weight, gross** 6.4 kg | 14.11 lb

## Regulatory Compliance/Certifications

Agency	Classification
CE	Compliant with the relevant CE product directives
CHINA-ROHS	Below maximum concentration value
ISO 9001:2015	Designed, manufactured and/or distributed under this quality management system
REACH-SVHC	Compliant as per SVHC revision on <a href="http://www.andrew.com/ProductCompliance">www.andrew.com/ProductCompliance</a>
ROHS	Compliant
UK-ROHS	Compliant

